

# Suggested Schedule for Brekke 3rd Grade Scholars


8:00- 9:00 Watch your Lesson - Read and Take an AR test

9:00 - 10:00 Class Meeting

10:00-12:00 Complete Assigned Activities

**Essential Question:** How are people able to fly?

Think about how each story will help you answer the Essential Question.

<b>Wonders Unit</b> <b>4, Week 4</b>	<b>Monday</b> May 4, 2020	<b>Tuesday</b> May 5, 2020	<b>Wednesday</b> May 6, 2020	<b>Thursday</b> May 7, 2020	<b>Friday</b> May 8, 2020
<p>8:00-9:00</p> <p>AR Articles are found in:</p> 	<p><u>Assignment A</u></p> <p>Read an AR Article to practice your Reading Skills. Take an AR Test</p>	<p><u>Assignment A</u></p> <p>Read an AR Article to practice your Reading Skills. Take an AR Test</p>	<p><u>Assignment A</u></p> <p>Read an AR Article to practice your Reading Skills. Take an AR Test</p>	<p><u>Assignment A</u></p> <p>Read an AR Article to practice your Reading Skills. Take an AR Test</p>	<p><u>Assignment A</u></p> <p>Read an AR Article to practice your Reading Skills. Take an AR Test</p>

10:00-11:00

Take your time when writing. Make sure your words express your thoughts completely and explain your evidence!

**Assignment B**  
(Building Conceptual Understanding)  
Unit 4 Week 3

View the Weekly Opener Video



Listen to the Read Aloud: Fly Like a Bird




Stop and ask yourself how is this read aloud related to the Essential Question.

Review Vocabulary



Read the story: *First in Flight* and answer binder questions on page 307.



Quiz

**Assignment B**  
(Building Conceptual Understanding)

**The Future of Flight**



For each story answer the "Respond to Reading" Questions on page 15, and the "Make Connections" questions on page 18.

**Don't forget to take an AR Quiz**



This is a picture of the binder on the pages where you will respond. Press Save and make sure you Submit.

**Assignment B**  
(Write To Sources)

*Hot Air Balloons*



Read "and answer the following Write to Sources Prompt in **Google Classroom:**

*How does the way the author organizes the text in this selection help you understand how people are able to fly?*

**Use at least 2 pieces of evidence from the text to support your answer.**

**Assignment B**  
(Write To Two Sources)

*Hot Air Balloons*



*"Bellerophon and Pegasus"*



Read and answer the following Write To Two Sources Prompt in **Google Classroom:**

*What do a flying horse and a hot air balloon have in common? **Use***

**Assignment B**  
(Assessment)

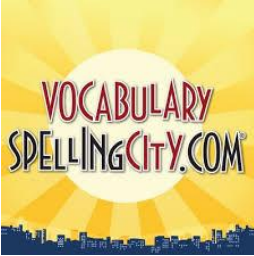






**StudySync -Blast off**



**The Future of Flying**



How will new ideas change air travel in the future?

				<i>text evidence from two sources to support your answer.</i>	
--	--	--	--	---	--

<p><b>11:00-12:00</b></p>	<p><b>Assignment C</b></p> <p><b>Spelling City</b> Do the Spelling and Vocabulary Practice Assignment <b>4.4 Practice</b></p> 	<p><b>Assignment C</b></p> <p><b>Writing Fluency</b></p>  <p><i>Write about Orville and Wilbur Wright.</i></p> <p><b>*Don't forget to take notes</b></p>	<p><b>Assignment C</b></p> <p><b>Close Reading</b></p> <p><b>"Bellerophon and Pegasus"</b></p>  <p>Read the story and complete page 124 &amp; 125 of your Close Reading Book.</p>	<p><b>Assignment C</b></p> <p><b>Play ConnectED games</b></p>   	<p><b>Assignment C</b></p> <p><b>Spelling City</b> Take the Spelling and Vocabulary Test</p> <p><b>4.4 Test</b></p> 
<p><b>California Language Arts Common Core Content Standards</b></p>	<p><b>RL.3.4</b> Determine the meaning of words and phrases as they are used in a text, distinguishing literal from nonliteral language.</p> <p><b>L.3.6</b> Acquire and use accurately grade-appropriate conversational, general academic, and domain-specific words and phrases, including those that signal spatial and temporal relationships (e.g., After dinner that night we went looking for them).</p> <p><b>SL.3.2</b> Determine the main ideas and supporting details of a text read aloud or</p>	<p><b>SL.3.1.c</b> Ask questions to check understanding of information presented, stay on topic, and link their comments to the remarks of others. <b>L.3.4.b</b> Determine the meaning of the new word formed when a known affix is added to a known word (e.g., agreeable/disagreeable, comfortable/uncomfortable, care/careless, heat/preheat).</p> <p><b>SL.3.2</b> Determine the main ideas and supporting details of a text read aloud or information presented in diverse media and formats,</p>	<p><b>RL.3.1</b> Ask and answer questions to demonstrate understanding of a text, referring explicitly to the text as the basis for the answers.</p> <p><b>L.3.4.b</b> Determine the meaning of the new word formed when a known affix is added to a known word (e.g., agreeable/disagreeable, comfortable/uncomfortable, care/careless, heat/preheat).</p> <p><b>W.3.1.a</b> Introduce the topic or text they are writing about, state an opinion, and create an organizational structure that lists reasons.</p>	<p><b>RL.3.1</b> Ask and answer questions to demonstrate understanding of a text, referring explicitly to the text as the basis for the answers.</p> <p><b>L.3.2.f</b> Use spelling patterns and generalizations (e.g., word families, position-based spellings, syllable patterns, ending rules, meaningful word parts) in writing words.</p> <p><b>RL.3.6</b> Distinguish their own point of view from that of the narrator or those of the characters.</p>	<p><b>RL.3.9</b> Compare and contrast the themes, settings, and plots of stories written by the same author about the same or similar characters (e.g., in books from a series).</p> <p><b>W.3.1.a</b> Introduce the topic or text they are writing about, state an opinion, and create an organizational structure that lists reasons.</p>
<p><b>Math Chapter 13 Lessons</b></p>	<p><u>May 4, 2020</u></p> <p><u>Lesson 9: Area and Perimeter.</u></p>	<p><u>May 5, 2020</u></p> <p><u>Lesson 10: Problem Solving Investigation Strategy: Draw a Diagram.</u></p>	<p><u>May 6, 2020</u></p> <p><u>Review &amp; Reflect: Chapter Review</u></p>	<p><u>May 7, 2020</u></p> <p><u>Chapter 13 Test</u></p>	<p><u>May 8, 2020</u></p> <p><b>Work on Biography Project</b></p>

<p><b>Essential Question:</b> How are Perimeter and Area related and how are they different?</p>	<p>Homework on ConnectED 13.9</p> 	<p>Homework on ConnectED 13.10</p> 	<p><b>IXL Math</b> 20 minutes FF 12-20 Complete activities following the sequence or order which they appear. A completed activity is indicated by a trophy next to the letter.</p>	<p><b>IXL Math</b> 20 minutes FF 12-20</p>	<p><b>IXL Math</b> 20 minutes FF 12-20</p>
<p><b>California Math Standards</b></p>	<p>3.MD.8 Additional Cluster MP 1, 2, 3, 6, 8</p>	<p>3.MD.8 Additional Cluster MP 2, 3, 4, 6, 7, 8</p>	<p>3.MD.5, 3.MD.5a, 3.MD.5b, 3.MD.6, 3.MD.8 Major Cluster MP 1, 4, 6, 8</p>	<p>3.MD.5, 3.MD.5a, 3.MD.5b, 3.MD.6, 3.MD.7, 3.MD.8 Major Cluster MP 1, 2, 5, 6, 8</p>	<p>3.MD.5, 3.MD.5a, 3.MD.5b, 3.MD.6, 3.MD.7, 3.MD.8 Major Cluster MP 1, 2, 5, 6, 8</p>