
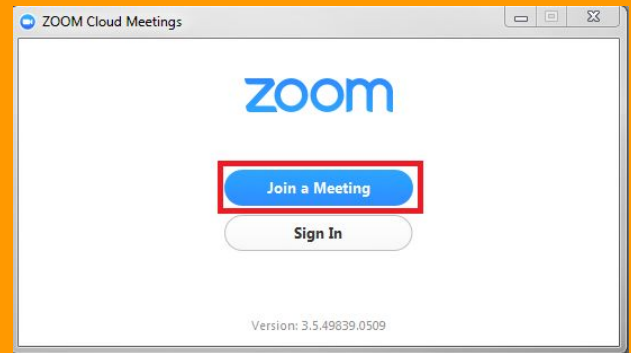


Steps for Joining Zoom Meetings

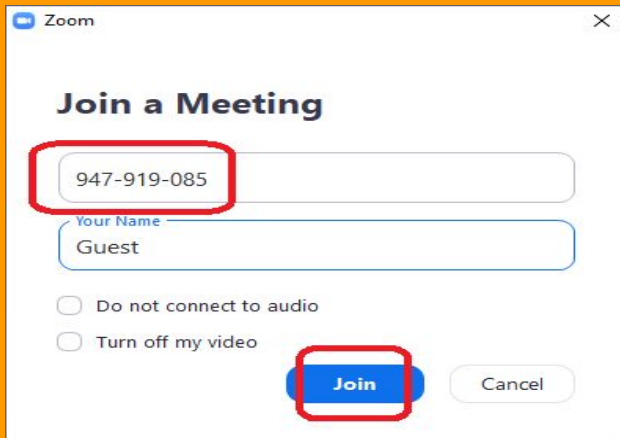
1. Find and select the Zoom app on your iPad



2. Select the "Join a Meeting" button



3. Type in our class Meeting ID then click on "Join"



4. Type in our class password then click on "Join"



5. Wait for Host to let you in.

Please wait , the meeting host will let you in soon.

6. Once you are in, click on the headphone or microphone to unmute yourself so we can hear each other.

