

# ELPAC Overview DESCRIPCIÓN GENERAL DE ELPAC

## What is ELPAC? ¿Qué es ELPAC?



ENGLISH VIDEO



SPANISH VIDEO

# Visit the ELPAC Website Visite el sitio web de ELPAC

→ ↻ elpac.org



Contact Us

Get

Home

About ▼

Test Administration ▼

Resources ▼

Get Involved

Training ▼

Calendar ▼

System Status ▼



Help for LEA  
ELPAC

## The ELPAC Website

# Finding Resources

A screenshot of the ELPAC website's navigation menu. The menu is a horizontal bar with a dark blue background and white text. It includes links for "Home", "About", "Test Administration", "Resources", "Get Involved", and "Training". The "Resources" link is highlighted with a teal arrow pointing to it from above. A purple arrow points to the "Parent Resources" option in the dropdown menu that appears below "Resources". The dropdown menu is white with a yellow border and contains the following items: "Parent Resources", "ELPAC Interim Assessment Resources", "Alternate ELPAC Resources", "Practice and Training Tests", "Coordinator Emails", "Accessibility Resources", and "Technology Resources". The background of the website shows a photograph of three diverse students (two girls and one boy) sitting at a desk in a classroom, smiling. To the right of the students is a partial view of the California state flag, showing the word "CALIFORNIA" and the word "EUREKA" above a grizzly bear.

Parent Resources

ELPAC Interim Assessment Resources

Alternate ELPAC Resources

Practice and Training Tests

Coordinator Emails

Accessibility Resources

Technology Resources

# ELPAC Practice Tests

## Pruebas de práctica ELPAC

elpac.org/resources/parent-resources/



New Chrome a


- [ELPAC Starting Smarter](#) website

The Starting Smarter websites help parents understand student scores and reports, view sample test questions, and provide additional free resources to support your child's learning.

- [Understanding the Summative ELPAC Score Report—English \(Video; 11:12\)](#) (Updated 02/03/23)
- [Understanding the Summative ELPAC Score Report—Spanish \(Video; 13:35\)](#) (Updated 03/14/23)

This video will walk viewers through how to understand a student's Summative ELPAC Score Report. The video walks the viewer through the score report of a sample student describing the meaning of the information contained in each section.

### Practice and Training Tests



- [Practice and Training Tests](#) web page
- [Take an ELPAC Practice Test \(PDF\)](#) (Posted 05/11/22)

# ELPAC Practice Tests

## Pruebas de práctica ELPAC

### Please Sign In

ON

#### Guest User

Toggle to sign in as yourself

ON

#### Guest Session

Toggle to join an active session

Sign In



### Your Test

Select the test

Grade: Select Grade

✓ Select Grade

KG

1

2

3

Please select a grade.

Practice and Training Test Site

Return to Login

Select the test you need to take.

Grade:

## English Language Proficiency Assessments (ELPAC) Practice Test



**Start ELPAC Grade K Listening  
Practice Test**

This is opportunity 1 of 99



**Start ELPAC Grade K Reading  
Practice Test**

This is opportunity 1 of 99



**Start ELPAC Grade K Speaking  
Practice Test**

This is opportunity 1 of 99

[Main Test Site](#)

[Return to Login](#)

Review the following test settings. You can change the options, if necessary.

## ELPAC Grade K Listening Practice Test

### Auditory Assistance Resources



Closed Captioning

Off



### Presentation



American Sign Language

OFF

ing Test Site

Select


Undo Changes

Go Back




your test uses multi-media features. Please perform the following checks before continuing.

## Sound and Video Playback Check








Make sure sound and video playback are working. To play the sample sound and video, press the play button.

### Next Step:

If you were able to play the sound and video, choose **I could play the sound and video**. If not, choose **I could not play or video**.

I could play the sound and video

I could not play the sound or  
video



# Instructions and Help

You may select the question mark button to access this Help Guide at any time during your test.

## Test Settings

Use this button to review your test settings.

View Test Settings



Training Test Site

Begin Test Now

Go Back