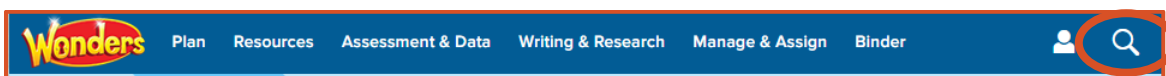


Search

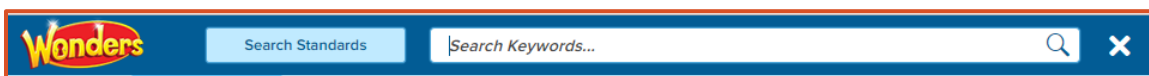
Search Course

Access Search

Access Search anywhere in the *Wonders* program by clicking the Search icon, located at the far right of the Navigation Banner.



You are able to search by **Keyword** or by **Standard**.






Search by Keyword

1. Type the keyword in the Search Keywords field.
2. Click the **Search** icon or press the Enter key.



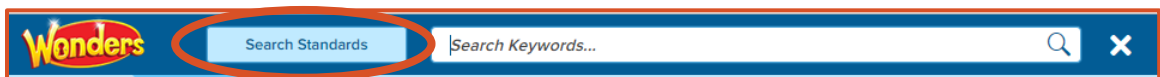
- The results of the search appear. This list contains all lessons and resources where the keyword appears. Click a result to open it.
- Filter the results by clicking the categories on the left side of the results.
- You can mark any of the results as a favorite or add notes to it.

3 Search Results

4 FILTERS	RESOURCES AND CONTENT
<ul style="list-style-type: none"> eBooks [1] Leveled Readers [6] Additional Student Reads [14] Student Practice with Data Reporting [90] Student Practice Worksheets [5] Interactive Games & Activities [428] Multimedia [60] Cards [45] Graphic Organizers [1] Assessment [3] Research & Inquiry [3] Writer's Workspace [3] Lessons [3] 	<p>Search Results for activity</p> <div style="margin-bottom: 10px;">  <p>Phonemic Awareness Activity: Isolation: middle of words This Phoneme Isolation interactive lesson focuses on isolating sounds in the middle of words.</p> <p>Interactive ☆ ✎ On Grade Level 5 ⚙</p> </div> <div style="margin-bottom: 10px;">  <p>Phonics Activity: Isolation This Phonics Isolation interactive lesson focuses on identifying words with the Silent Letters wr, kn, or gn.</p> <p>Interactive ☆ ✎ On Grade Level ⚙</p> </div> <div>  <p>Phonics Activity: Isolation: Silent Letters wr, kn, or gn This Phonics Isolation interactive lesson focuses on identifying words with the Silent Letters wr, kn, or gn.</p> <p>Interactive ☆ ✎ On Grade Level ⚙</p> </div>

Search by State Standard

- Click the **Search Standards** button.



- In the **Search by Standards** pop-up, select a state in the **State** drop-down list.
 - You can also select Common Core State Standards or National Standards from this list.
- Select the discipline in the **Discipline** drop-down list.

Search by Standards

Step 1 of 2:
Select a state and discipline, then enter a keyword or standard code.

State:
Common Core State Standards

Discipline:
-- Select a Discipline --

- You can search by keyword or code.
 - Select **Standard Keyword** and type the keyword in the field.
 - When selecting by keyword, you can select grade check box(es)
- OR -
- Select **Standard Code** and enter the standard number in the field.

Standard Keyword:

Standard Code:

Grade:

PK K 1 2 3 4 5
 6 7 8 9 10 11 12

OR

5 Search Cancel

- Click the **Search** button.

- In the results that appear, click a link to access the *Wonders* resources where that standard is covered.

Search Results for "Common Core State Standards - English Lang..."

Step 2 of 2:
Select a standard to view correlated resources and content.

6 [K-5:](#) To build a foundation for college and career readiness in language, students must gain control over many conventions of standard English grammar, usage, and mechanics as well as learn other ways to use language to convey meaning effectively.
Grades K to 12 | 2010 |

[:](#) The following standards for K–5 offer a focus for instruction each year to help ensure that students gain adequate mastery of a range of skills and applications. Each year in their writing, students should demonstrate increasing sophistication in all aspects of
Grades K to 5 | 2010 |

[6-12:](#) To be college and career ready in language, students must have firm control over the conventions of standard English. At the same time, they must come to appreciate that language is as at least as much a matter of craft as of rules and be able to
Grades K to 12 | 2010 |

[CCRA.L.6:](#) Acquire and use accurately a range of general academic and domain-specific words and phrases sufficient for reading, writing, speaking, and listening at the college and career readiness level; demonstrate independence in gathering
Grades K to 12 | 2010 |

7

- Click the **Back** button to perform another search.

Search Resources

The tabs at the bottom of the **Resources** page contain a number of ways to access program resources.

Keyword

This tab shows all *Wonders* resources by default.

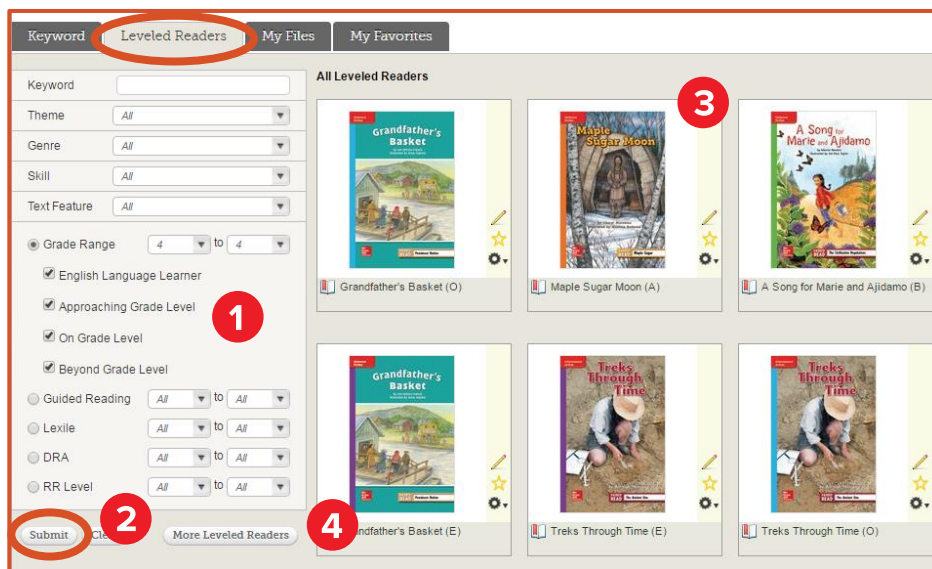
8. Filter the resources by clicking a category on the left.
 - Click **All Resources** to return to all resources.
9. If desired, select a specific **Unit** and/or **Week** from the drop-down lists.
10. Search by keyword by entering the term in the **Search** field and click the **Search** icon.
11. Click a resource to open it.

The screenshot displays the 'Keyword' search tab in the Wonders Resources interface. The interface includes a navigation bar with tabs for 'Keyword', 'Leveled Readers', 'My Files', and 'My Favorites'. Below the navigation bar, there are filters for 'Unit' and 'Week', both set to 'All'. A search field with the placeholder text 'Enter your Keyword' and 'Search' and 'Clear' buttons is present. A list of resource categories is shown on the left, with 'Leveled Readers [483]' highlighted by a red circle with the number '1'. The main area displays 'All Resources' as a grid of resource cards. The cards include 'Beyond Reproducibles', 'Your Turn Practice Book', 'Literature Anthology Grade 4', 'Approaching Reproducibles', and another 'Your Turn Practice Book' card. A red circle with the number '4' is placed over the 'Your Turn Practice Book' card in the second row. Other red circles with numbers '2' and '3' are placed over the 'Unit' and 'Keyword' search fields respectively.

Leveled Readers

This tab shows all *Wonders* Leveled Readers by default.

12. Use the search fields on the left to search for a specific Leveled Reader. You can search by keyword, theme, genre, and skill. You can also specify grade level, teaching level, and reading level.
13. Click **Submit** to view results.
14. Click a resource to open it.
15. Click **More Leveled Readers** to search the Leveled Reader Library.

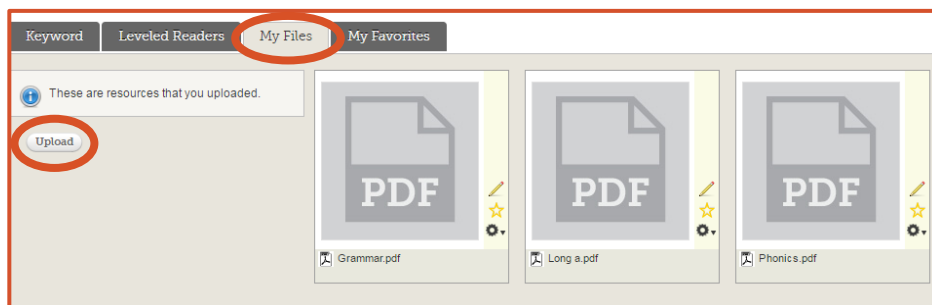


My Files

This tab contains all resources that you have uploaded from your computer.

Click the **Upload** button to upload a file to the program.

- Refer to the **Upload Files** printable for more information.



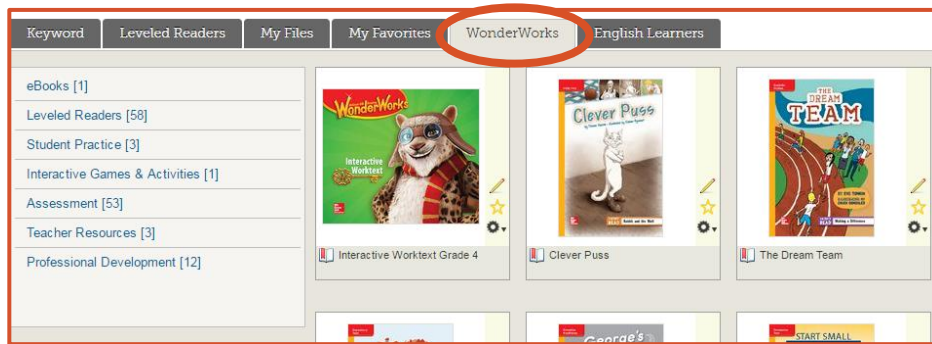
My Favorites

This tab contains all program resources you have marked as favorites.



WonderWorks

If you have purchased *WonderWorks*, this tab contains all program resources specifically related to intervention materials.



English Learners

If you have purchased *Designated Learners*, this tab contains all program resources specifically related to English language learners.

