



OXNARD SCHOOL DISTRICT

1051 South "A" Street • Oxnard, California 93030 • 805/385-1501 ext. 2321 www.oxnardsd.org

March 18, 2020

Parents of Oxnard School District Preschool and TK Students

Dear Parents,

Oxnard School District Early Childhood Education Programs is providing you the attached packet of Preschool and TK enrichment activity materials. We understand parents' primary concern at this moment, is the care and safety of their children and families and we do not want to add to your workload or demands. Our intent with this packet is to provide you with independent, at home, PreK/TK level academic materials to engage your student during school closures. We recognize the packet does not replace the direct instruction and academic support provided by our State Preschool teaching team. There are many other learning activities to engage children in and that do not require materials and our district will be sending out communication regarding these resources.

Students may work on these activities over the next two weeks. We suggest parents break up the activities in 20 minute blocks throughout the day. Do not have children complete the entire packet in one sitting.

We remind parents to stay vigilant of the communications from our district Superintendent, Dr. Karling Aguilera-Fort for the latest information about our district's response to COVID 19, and further recommendations of the Center for Disease Control (CDC) and Ventura County Public Health.

Please reach out to our school offices if you should have any questions.

Sincerely,

Noemi Valdes

Noemi Valdes
Director of Early Childhood Education Programs
nvaldes@oxnardsd.org



OXNARD SCHOOL DISTRICT

1051 South "A" Street • Oxnard, California 93030 • 805/385-1501 ext. 2321 www.oxnardsd.org

18 de marzo de 2020

Padres de estudiantes del programa Preescolar y TK del distrito escolar de Oxnard.

Estimados padres,

El Distrito Escolar de Oxnard les proporcionan el paquete adjunto de actividades Preescolares/TK. Entendemos que la preocupación primordial de los padres en este momento es el cuidado y seguridad de sus estudiantes y familia, y no queremos agregarle mayor carga de trabajo ni demandas. Nuestra intención con este paquete es proporcionarle materiales académicos, independientes, para uso en el hogar, de nivel Preescolar/TK para involucrar a su estudiante durante el cierre de las escuelas. Reconocemos que el paquete no reemplaza la instrucción directa y el apoyo académico proporcionado por nuestro equipo de maestros del programa preescolar estatal. Hay muchas otras actividades de aprendizaje para involucrar a los niños y que no requieren materiales y nuestro distrito enviara comunicaciones sobre estos recursos.

Los estudiantes pueden terminar estas actividades sobre las próximas dos semanas. Le sugerimos que las actividades se terminen en horarios de 20 minutos durante el día. Los estudiantes no deben terminar el paquete en un solo día.

Les recordamos a los padres que se mantengan atentos a las comunicaciones del Superintendente de nuestro distrito, el Dr. Karling Aguilera-Fort para obtener la información más reciente sobre la respuesta de nuestro distrito al COVID-19 y las recomendaciones del Centro para el Control de Enfermedades (CDC) y la Salud Pública del Condado de Ventura.

Favor de comunicarse con nuestras oficinas escolares si tiene alguna pregunta.

Sinceramente,

Noemi Valdes

Noemi Valdes
Directora de Programas de Educación Temprana
nvaldes@oxnardsd.org

Play dough

1.) Mix in a bowl:

4 cups flour

2 cups salt

3 tsp cream of tartar

2nd) Heat 4 C water

2 tb vegetable oil

(bring to a boil)

Quickly pour water into flour mixture, stir well

Dump onto board cookie sheet to cool.

Knead

Store in airtight container.

Playdough / plastilina

Primero mezcle en un recipiente:

4 tazas de harina

2 tazas de sal

3 cucharaditas de crema tartara

Segundo ponga a hervir:

4 tazas de agua y agregue

2 cucharadas de aceite vegetal

Retire del fuego y con cuidado pongala en la mezcla de harina

ponga en una tabla de cortar para que se enfrie y pueda

Empezar a amasar .

Guardela en un molde cerrado.

Bubbles

Make it the day before

$\frac{3}{4}$ c detergent Dawn

1 gallon of water

Tbs of glycerin

Mix the ingredients

See site:

<http://www.bublemania.com>

books: Troubles with Bubbles

The unbelievable Bubble

Receta para hacer Burbujas

Prepare el día anterior

1 gallon de agua

$\frac{3}{4}$ de taza de detergente Dawn

1 cucharada de glicerina

Mezcle todos los ingredientes y deje reposar toda la noche.

Recipe to make silly putty

Ingredients:

2 cups of glue

1 cup tide detergent (add more as needed)

(Note: in classroom we use detergent tide simple free and sensitive)

Add ingredients in a big bowl and mix well.

Receta para hacer masilla

Ingredientes:

2 tazas de resistol

1 taza de tide detergente, (este se agrega un poco mas si se necesita a la mezcla)

(En clase usamos detergente con etiqueta tide simple free and sensitive)

Modo de preparar:

Se agregan todos los ingredientes en un contenedor grande y se mezcla todo.

Preschool Friends and Families

Login for **MyON Reading Program**

Use this program on any device by downloading the myON app onto a phone, desktop or mobile device.

Log on to <https://myon.com/school/sanmiguelpreschool>

School Name: San Miguel Pre-School

Username: 123

Password 123

Books are available in English and Spanish

Padres de los niños Prescolares

Myon programa de lectura

Usted puede usar este programa en cualquier teléfono inteligente, tablet o computadora con internet.

Busque la página:

<https://myon.com/school/sanmiguelpreschool>

Le van a preguntar por el nombre de la escuela / School Name: San Miguel Pre-school

El nombre del usuario / Username: 123


El Código de Acceso / Password 123

Libros disponibles por género de lectura en Inglés y Español.

Aa



Bb



Cc



Dd



Ee



Ff



Gg



Hh



Ii



Jj



Kk



Ll



Mm



Nn



Oo



Pp



Qq



Rr



Ss



Tt



Uu



Vv



Ww



Xx



Yy



Zz




Alphafriend Letter Chart


Name _____




Andy Apple



Benny Bear




Callie Cat



Dudley Duck




Edna Elephant



Fifi Fish



Gertie Goose



Hattie Horse




Iggy Iguana



Jumping Jill




Keely Kangaroo



Larry Lion




Mimi Mouse




Nyle Noodle



Ozzie Octopus




Pippa Pig




Queenie Queen



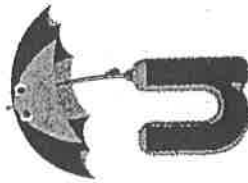
Reggie Rooster




Sammy Seal



Tiggy Tiger




Umbie Umbrella



Vinny Volcano



Willy Worm



Mr. X-Ray



Yetta Yo-Yo



Zelda Zebra

Cut out and practice daily.

Recortar y repasar diariamente.

a

b

c

d

f

g

h

i

j

k

l

m

n

o

p

q

r

s

t

u

v


w

x

y

z

Alphafriends Bingo



Andy Apple




Benny Bear



Callie Cat



Dudley Duck



Edna Elephant



Fifi Fish



Gerdi Goose




Hattie Horse



Iggy Iguana




Jilly Jumprope




Keely Kangaroo



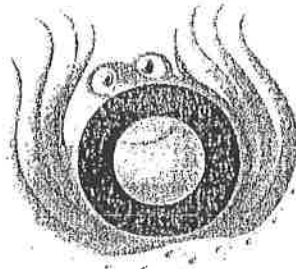
Larry Lion




Mimi Mouse



Nyle Noodle



Ozzie Octopus



Pipa Pig



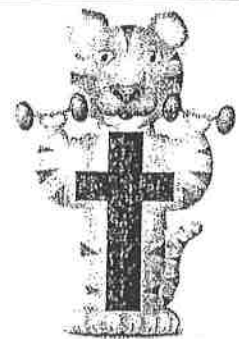
Queenie Queen



Reggie Rooster



Sammy Seal



Tiggy Tiger



Umbie Umbrella



Vinny Volcano




Willy Worm



Mr. X-ray



Yetta Yoyo



Zelda Zebra

Alphafriends
Cards