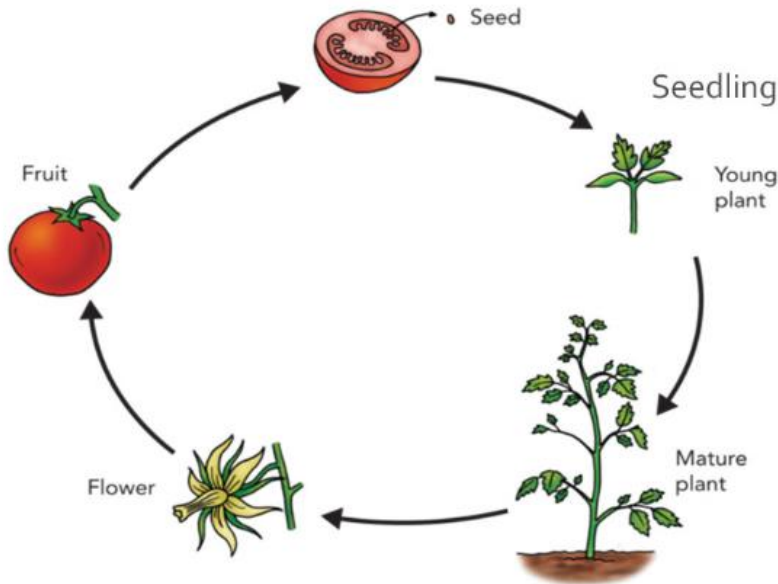


NGSS Standard: 3-LS1-1

1. Intro – Photo and See-Think-Wonder
Introduccion-Imagen y Ver-Pensar-Preguntarse



Look at the picture closely. What do you notice? What does it make you think of or remind you of? What do you wonder? Fill in the chart below with your observations and thoughts.

Mira la foto de cerca. ¿Qué notaste? ¿Qué te hace pensar o recordar? ¿Qué te preguntas? Completa el cuadro a continuación con sus observaciones y pensamientos.

See/Ver	Think/ Pensar	Wonder/ Preguntarse

2. Develop an Initial Model/Desarrolla un modelo inicial –

In the first square, draw a picture of yourself. Have you always looked like this? Draw a picture of what you looked like when you were much younger in a different square.

Will you always look the same? Draw a picture of what you might look like when you are older in the other squares.

In what order does your life cycle go? Start with the picture of you when you are the littlest. Draw an arrow pointing from that picture to the picture of yourself now. What order do the rest of the pictures go in? Draw arrows that show the order of your life cycle. Add written explanations to explain what the changes are.

En el primer cuadro, haz un dibujo de ti mismo. ¿Siempre te has visto así? Haz un dibujo de cómo te veías cuando eras mucho más joven en un cuadrado diferente.

¿Siempre te verás igual? Haz un dibujo de cómo te verás cuando seas mayor en los otros cuadrados.

¿En qué orden va tu ciclo de vida? Comience con tu foto cuando eras más pequeño. Dibuja una flecha apuntando desde esa imagen a la imagen de ti mismo ahora. ¿En qué orden van el resto de las imágenes? Dibuja flechas que muestren el orden de tu ciclo de vida. Agrega explicaciones escritas para explicar cuáles son los cambios.

<p>Draw a picture of yourself now <i>Haz un dibujo de ti mismo ahora</i></p>	

3rd Grade MyOn NGSS/ 3er Grado MyOn NGSS

2. **Gathering Evidence** - Read the following books about plant and animal life cycles. Fill out the following chart for six animals (your choice) and one plant. For each book, draw what each stage of the plant or animal's life cycle is. Draw arrows that show which order the life cycle goes in. Add written explanations for what is happening in each phase of the life cycle.






Recopilación de pruebas: lee los siguientes libros sobre los ciclos de vida de plantas y animales. Completa la siguiente tabla para seis animales (tú elección) y una planta. Para cada libro, dibuja cuál es cada etapa del ciclo de vida de la planta o animal. Dibuja flechas que muestren en qué orden entra el ciclo de vida. Agrega explicaciones escritas de lo que está sucediendo en cada fase del ciclo de vida.

DLI Students: It is suggested you read at least two Spanish books.




Estudiantes de DLI: Sugerimos que lean por lo menos dos libros en español.

	https://www.myon.com/reader/index.html?a=as_worm_f08
	https://www.myon.com/reader/index.html?a=as_apple_s09
	https://www.myon.com/reader/index.html?a=litten_birds_f11

3rd Grade MyOn NGSS/ 3er Grado MyOn NGSS

 The book cover features a vibrant yellow sunflower with a brown center. A small bee is perched on the center of the flower. The title "From Seed to Flower" is written in a stylized font across the center of the flower.	<p>https://www.myon.com/reader/index.html?a=m3_cantata_seedflower</p>
 The book cover has a yellow background. It shows a clownfish swimming among several translucent, spherical fish eggs. The title "The Life Cycle of Fish" is prominently displayed in the upper left.	<p>https://www.myon.com/reader/index.html?a=ltten_fish_f11</p>
 The book cover features a green background. A dragonfly is shown in the center, with its long body and transparent wings clearly visible. The title "The Life Cycle of Insects" is located in the upper left.	<p>https://www.myon.com/reader/index.html?a=ltten_insects_f11</p>
 The book cover has a yellow background. A giraffe is the central focus, shown from the chest up, looking towards the viewer. The title "The Life Cycle of Mammals" is in the upper left.	<p>https://www.myon.com/reader/index.html?a=ltten_mammals_f11</p>
 The book cover features a brown background. A large, dark-colored tortoise is shown in the center, walking across a rocky, arid landscape. The title "The Life Cycle of Reptiles" is in the upper left.	<p>https://www.myon.com/reader/index.html?a=ltten_reptiles_f11</p>

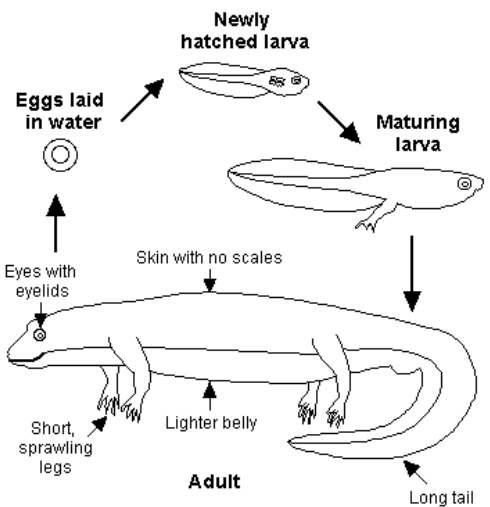
3rd Grade MyOn NGSS/ 3er Grado MyOn NGSS

	<p>https://www.myon.com/reader/index.html?a=m3_rke_cicgiras_sp</p>
	<p>https://www.myon.com/reader/index.html?a=m3_rke_lifecycleofamonarch_sp</p>
	<p>https://www.myon.com/reader/index.html?a=banse_duck_f12</p>
	<p>https://www.myon.com/reader/index.html?a=banse_rabbit_f12</p>

Fill out the following chart for 6 animals (your choice) and one plant based on what you read. For each plant or animal, draw what each stage of the plant or animal's life cycle is. Draw arrows that show which order the life cycle goes in. Add written explanations for what is happening in each phase of the life cycle.

Completa la siguiente tabla para 6 animales (tú elección) y una planta según lo que leas. Para cada planta o animal, dibuja cuál es cada etapa del ciclo de vida de la planta o animal. Dibuja flechas que muestren en qué orden entra el ciclo de vida. Agrega explicaciones escritas de lo que está sucediendo en cada fase del ciclo de vida.

Life Cycle Chart/ Tabla de ciclo de vida

<p>Example: Name of Animal: Salamander</p> <p style="text-align: center;">Salamander Life Cycle</p>  <p>The diagram illustrates the life cycle of a salamander. It starts with 'Eggs laid in water' (a small circle). An arrow points to a 'Newly hatched larva' (a tadpole-like creature). Another arrow points to a 'Maturing larva' (a larger tadpole). A final arrow points to the 'Adult' stage, which is a four-legged salamander. Labels for the adult include: 'Eyes with eyelids', 'Skin with no scales', 'Short, sprawling legs', 'Lighter belly', and 'Long tail'. A small copyright notice '@ZoomSchool.com' is at the bottom left of the diagram.</p>	<p>Name of Plant: _____</p>
--	------------------------------------

Name of Animal _____

Name of Animal _____

3rd Grade MyOn NGSS/ 3er Grado MyOn NGSS

<p>Name of Animal _____</p>	<p>Name of Animal _____</p>
<p>Name of Animal _____</p>	<p>Name of Animal _____</p>

