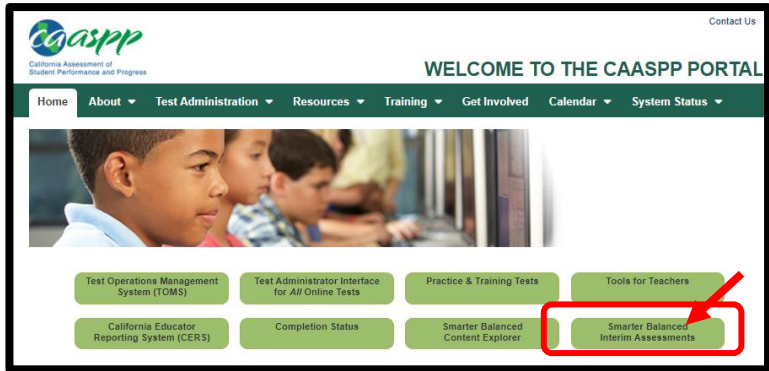
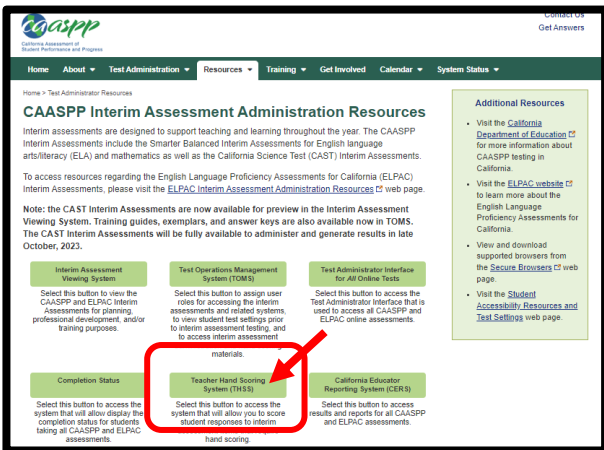
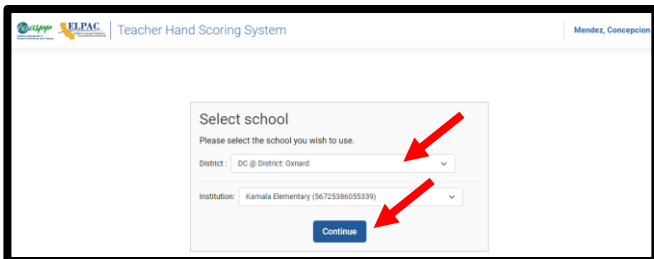


Scoring Hand Scored Test Items- Interim Assessments

The **Teacher Hand Scoring System (THSS)** allows educators to score student responses to items that require hand scoring. When students complete an interim assessment, the items that require hand scoring are sent to the THSS, where scorers can view students' responses to each item and enter scores or mark them with condition codes. **Items that require hand scoring must be scored in the THSS for results to populate in CERS.**

Resources available (UPDATED videos will be posted soon on the [CAASPP & ELPAC youtube Channel](#))

- [Interim Assessments Hand Scoring Demonstration Video](#) (4 minutes): This video demonstrates how to access the hand scoring system, how to view the response list, how to assign scores, and how to reassign responses to other test administrators (teachers).
- [Smarter Balanced Interim Assessments Video Series](#): This 5-part video series helps educators integrate interim assessments into teaching and learning. Each video is three to five minutes in length.
 - *Introducing the Interim Assessments*
 - *Interim Assessment Viewing System*
 - *Administering the Interim Assessments*
 - *Interim Assessment Hand Scoring System*
 - *CERS*

<p>1. Go to https://www.caaspp.org/ and click the Smarter Balanced Interim Assessments tile in green.</p>	
<p>2. Select the Teacher hand Scoring System (THSS) tile.</p>	
<p>3. Select your school from the drop- down menu and click Continue.</p> <p><i>If you do not have a TOMS account contact Connie Mendez, District Testing Coordinator, at cmendez@oxnardsd.org</i></p>	

4. The THSS will populate any assessments containing hand-scored test items.

In the example on the right, the 6th grade math PT – Cell Phone Plan contains 3 items that require the TE to manually score.

Interim results will not populate in CERS unless the hand-scored test items are scored and submitted.

Test Name	Manner of Administration	Student Count	Items to Score	Items to Submit	Date Last Taken
Grade 6 MATH - Performance Task - Cell Phone Plan (IAB)	Standardized/Benchmark	40	120	0	09/05/2023

5. To begin scoring, click one of the 'Score' hyperlinks.

Users can only score items that have been reassigned to them by another user or the student completed the test under the users test session.

Submit	Assign	Assignee	Student Name	Student SSID	Date Taken	Items to Score												
<input type="checkbox"/>	<input type="checkbox"/>				9/5/2023 1:57:07 PM	<table border="1"> <thead> <tr> <th colspan="3">Item Sequence Number and Max Points</th> </tr> <tr> <th>4</th> <th>5</th> <th>6</th> </tr> </thead> <tbody> <tr> <td>1 pt</td> <td>2 pt</td> <td>3 pt</td> </tr> <tr> <td>Score</td> <td>Score</td> <td>Score</td> </tr> </tbody> </table>	Item Sequence Number and Max Points			4	5	6	1 pt	2 pt	3 pt	Score	Score	Score
Item Sequence Number and Max Points																		
4	5	6																
1 pt	2 pt	3 pt																
Score	Score	Score																

6. To assign a score, click the **Points Earned** drop-down menu and select the appropriate option. To submit a valid condition code, click the 'Condition Code' box and select the appropriate code.

Results will save only when scorer selects the **Save** option.

[Condition Codes for ELA Writing flyer](#)

Scoring Criteria	Max Points	Points Earned	Condition Code
Correct Answer	1 pt	<input type="text" value="0"/>	<input type="text" value="None"/>

Scoring Rubrics and Resources: To refer to the scoring rubrics and additional resources, select the **Rubrics and Resources** link. These resources are item specific meaning each test item may have a different set of resources and scoring guidelines for scorers to follow. In addition to the scoring guidelines, each item contains a set of Exemplars and Training Guides designed to assist users with the scoring.

Grade 6 MATH - Performance Task - Cell Phone Plan (IAB)

Student: [dropdown]

13312: Cell Phone Plan - Mathematics Short Text Item & Score **Rubric & Resources**

Details

Item Difficulty	Difficult	Content Alignment	Claim: 3: Communicating Reasoning - Students can clearly and precisely construct viable arguments to support their own reasoning and to critique the reasoning of others. Content Category: 3.NS: The Number System Target Set: 3.NS.A: The Number System Assessment Target: 3.NS.NAJA: Test propositions or conjectures with specific examples.
-----------------	-----------	-------------------	---

Resources

Resource	Description
Exemplars	Provides student responses with scores and annotations
Training Guide	Provides instructions on the item and the scoring rubric

Rubric

Exemplar:

A: 363.99 OR $(39.99 + ((\text{first answer from item } 3 \times 30) - 450) \times 0.50)$
 B: 158.99 OR $(59.99 + ((\text{first answer from item } 3 \times 30) - 900) \times 0.50)$
 C: 79.99 OR $(79.99 + ((\text{first answer from item } 3 \times 30) - 1400) \times 0.50)$
 1 point = All three correct OR a correct response based on incorrect answers from item 3.

A. To score the same item for another student, click on the student menu and select the appropriate student. Follow steps 5-6 above.

Grade 6 MATH - Performance Task - Cell Phone Plan (IAB)

Student: [dropdown]

13312: Cell Phone Plan - Mathematics Short Text Item & Score **Rubric & Resources**

Scoring Criteria	Max Points	Points Earned	Condition Code
Correct Answer	1 pt	0	None

Scoring Note

User	Date	Note
@oxnardisd.org	9/28/2023 1:07:13 PM	assigned this opportunity to

+ Add Note

B. To score the same student's second test, click on the 'next item' tile. Follow steps 5-6 above.

Grade 6 MATH - Performance Task - Cell Phone Plan (IAB)

Student: [dropdown]

13312: Cell Phone Plan - Mathematics Short Text Item & Score **Item 5** **Rubric & Resources**

Scoring Criteria	Max Points	Points Earned	Condition Code
Correct Answer	1 pt	0	None

Scoring Note

User	Date	Note
@oxnardisd.org	9/28/2023 1:07:13 PM	assigned this opportunity to

+ Add Note

7. To submit scoring, check off the **Submit** box for the appropriate group of students, scroll to the bottom of the page, and click the **Submit** button.

Dashboard > Test Scoring

Grade 6 MATH - Performance Task - Cell Phone Plan (IAB) (Standardized/Benchmark) to score for Kamala Elementary, 2023-2024

<input type="checkbox"/> Submit	<input type="checkbox"/> Assign	Assignee	Student Name	Student SSID	Date Taken	Items to Score		
						Item Sequence Number and Max Points		
						4	5	6
						1 pt	2 pt	3 pt
<input checked="" type="checkbox"/>	<input type="checkbox"/>				9/5/2023 1:57:07 PM	0	0	0

Submit Score(s) Assign

To reassign test items to another scorer

8. Check off the **Assign** box of those students you would like to reassign, and click on the **Assign** option.

<input type="checkbox"/> Submit	<input type="checkbox"/> Assign	Assignee	Student Name	Student SSID	Date Taken	Items to Score			
Item Sequence Number and Max Points									
							4	5	6
							1 pt	2 pt	3 pt
							Score	Score	Score
<input type="checkbox"/>	<input checked="" type="checkbox"/>				023 1:57:07 PM				

Submit Score(s) Assign

9. From the drop-down menu, select the new scorer and click the **Assign** button.

Users have the option to add a note to the new assignee.

Assign Opportunity

Assignee

Note

Don't forget to score these

Cancel Assign