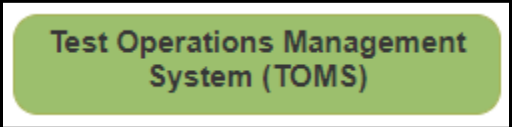
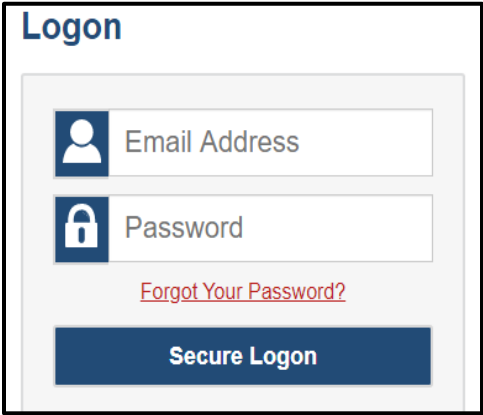




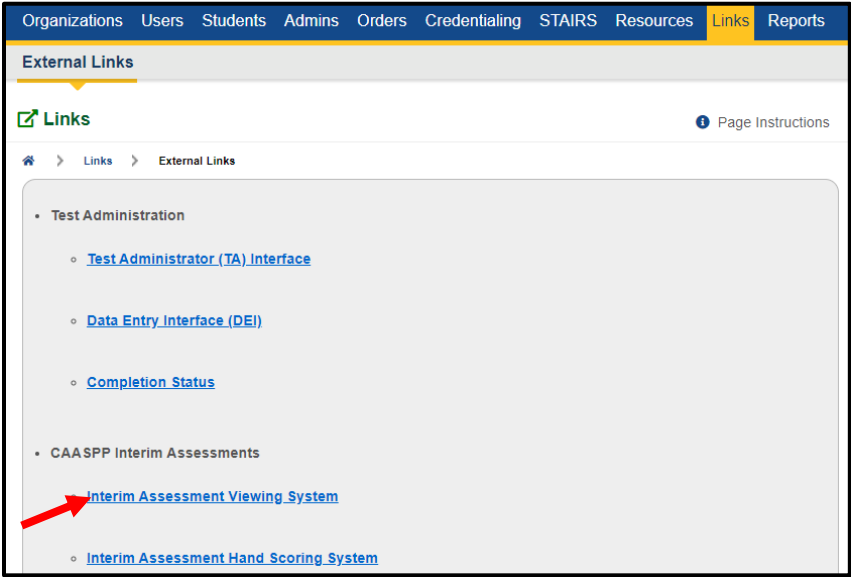
## Instructions on how to preview the Interim Assessments

The **Interim Assessment Viewing System** allows Test Administrators to view the CAASPP and ELPAC Interim Assessments for planning, professional development, and/or training purposes. This tool is only available to users who have TOMS credentials that allow the administration of an interim assessment. Test administrators can access all available Interim Assessments by grade or grade span, and additional information such as associated standards, total number of items and number of items requiring hand scoring – [2023-24 Interim Assessment by Grade \(PDF\)](#). This document is designed to allow teachers to review all of the interim assessments and understand the types of questions on the IABs, focused IABs, and ICAs as well as the scope of the content on an interim assessment; teachers can better gauge when to administer a specific interim assessment.

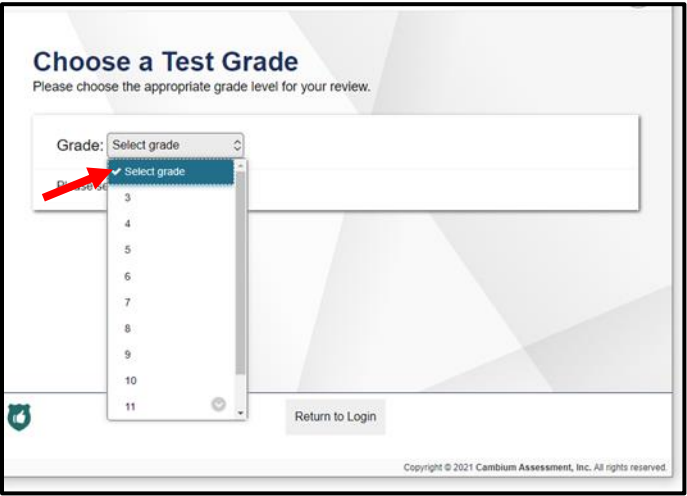
<p>1. Go to <a href="https://caaspp.org">caaspp.org</a> and click the <a href="#">TOMS</a> tile in green.</p>	
<p>2. Log in using your TOMS log in credentials.</p>	
<p>3. Click on your user role (highlight) and click OK.</p> <p>TOMS users administering the CAAs should click on the <i>CAASPP Test Examiner</i> role.</p>	
<p>4. Click on the <i>Links</i> tab located within the blue banner.</p>	



5. Open a test session, under the *Links* tab click on the *Interim Assessment Viewing System* located under *CAASPP Interim Assessments* subheading.




6. Once you are re-directed, select the appropriate *grade* from the drop-down menu.



7. Once you have selected the appropriate grade, scroll through the test, and select the assessment type you would like to review.

*For the Interims select the Smarter Balanced Interim Assessments tile.*



8. Select the appropriate assessment tile.

9. Upon selecting the test, you will need to go through the Audio/Video Checks. Begin by playing the video sample, select the *I could play the video* and click the *Continue* option.

**10.** Once you are on the actual interim assessment, select the **'Question'** option to view the number of test questions.

To view the individual test questions, click the **Next** button.

