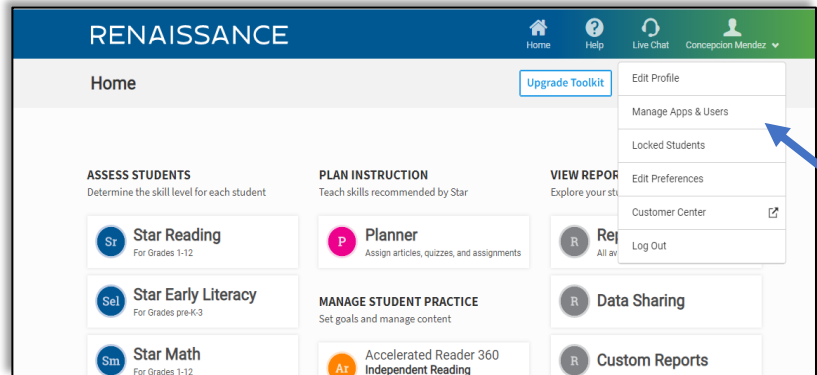


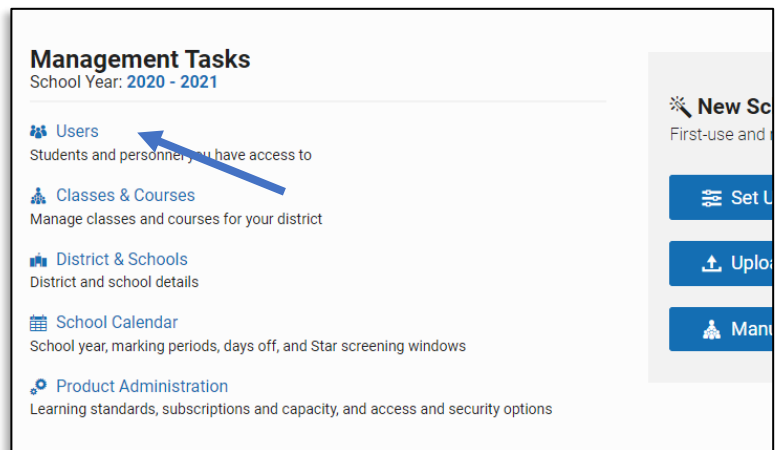
RENAISSANCE® How to pull the student password report

School staff can use this report to identify student username and password.

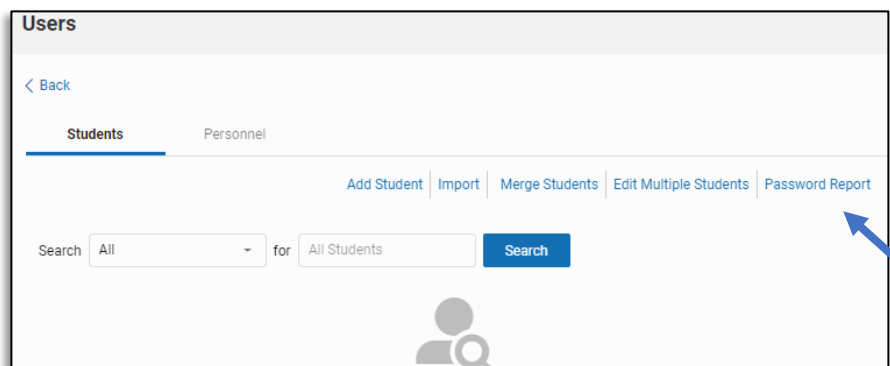
1. Upon logging in, click on your name and select *Manage Apps and Users* from the drop-down menu



2. Click on *Users* from the Management Tasks menu



3. Click on *Password Report*



4. Click on the PDF icon to export the list

5. Click on the *View PDF* option

Students not on this list have not been appropriately rostered to you.

Student Password Report

[< Back](#)

View Student Login Credentials

Showing Students in *Ambriz - 2149380*

Group By: Page break after each group

Ambriz - 2149380

| Student | User Name | Grade | Password |
|---------|-----------|-------|----------|
| | | | |
| | | | |
| | | | |

Generate PDF

Your PDF is ready to view or download

[View PDF](#)