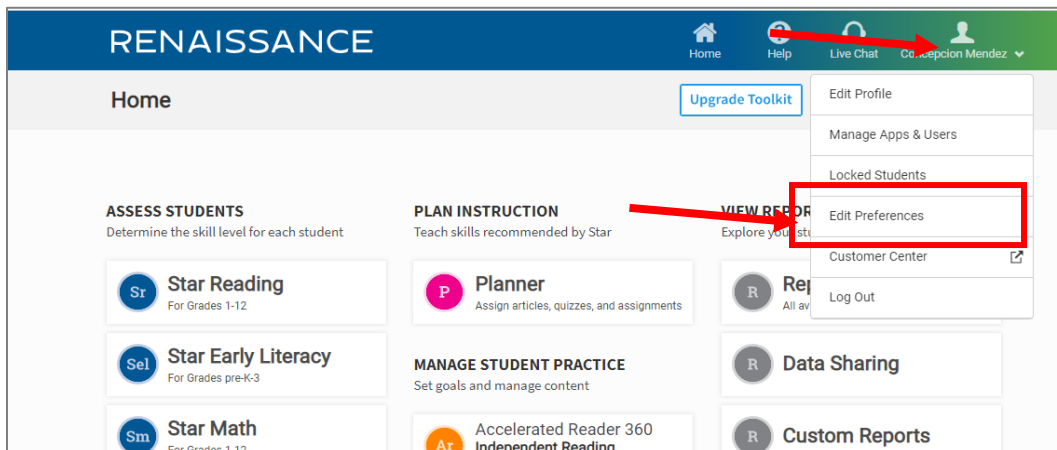
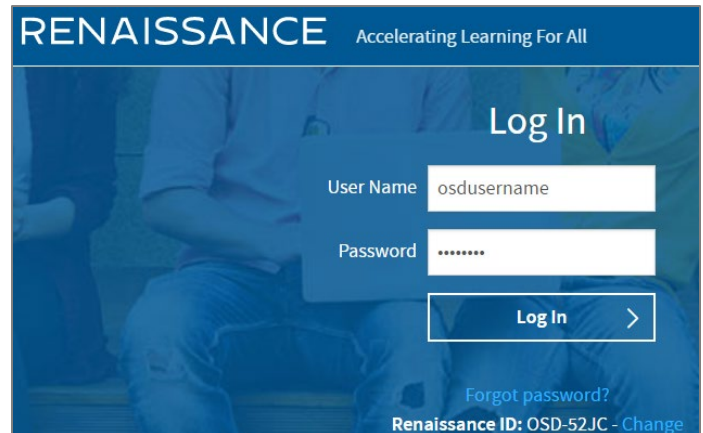




Edit/disable Monitoring Password

By default, the monitoring password for all Star Assessments is: **admin**. Students will need this password to start and stop Star Tests. Renaissance users can update the monitoring password for their assigned courses or remove this setting for your assigned course. **NOTE:** Partner teachers in DLI courses, will need access to partner teacher's monitoring password if assessing partner teacher's students.

1. Access your Renaissance account through Clever or go to <http://ar360.osd.org> and type in your log in credentials.



2. On the home page, select **your name** found on the upper right-hand corner and from the drop-down list, select **Edit Preferences**.

3. Under the Class Preferences subheading, select **Monitor Password-Star Tests**.

Class Preferences	
Demo Video	Set the availability of the Star Early Literacy test demo video (English and Spanish)
Enterprise Tests	Set which types of Star Math and Star Reading tests are administered
Hands-On Practice	Set the availability of hands-on practice in Star Early Literacy (English and Spanish)
Lexile® Goals	Set whether Lexile® Measures are used instead of ATOS for Accelerated Reader.
Math Test Type	Set the type of items students in grades 7-12 get during a Star Math test: Enterprise (all), Algebra, or Geometry
Monitor Password - Reading Quizzes	Define the monitor password used to start and stop reading quizzes
Monitor Password - Star Tests	Define the monitor password used to start and stop Star tests
Password Requirement	Select if a monitor password is required before or after students take a quiz or Star test
Quiz Retake Restrictions	Define restrictions on when students can retake book quizzes they have previously taken



Preferences

[Back](#)

Monitor Password - Star Tests

Define the monitor password used to start and stop Star tests


Settings for **Class by teacher**

Save Changes

Set All...

Undo Changes

Class	Setting
Class - #	Monitor password f admin



4. Under the **Settings bar**, select your course(s). Users have the ability to change the monitoring password. (Password requirements, must be 2 to 20 characters long.)

To remove the password, delete the password.

5. After making the changes, click on **Save Changes** to save your new monitoring password.

To Disable Monitoring Password

Follow Steps 1-2 above.

Class Preferences	
Demo Video	Set the availability of the Star Early Literacy test demo video (English and Spanish)
Enterprise Tests	Set which types of Star Math and Star Reading tests are administered
Hands-On Practice	Set the availability of hands-on practice in Star Early Literacy (English and Spanish)
Lexile® Goals	Set whether Lexile® Measures are used instead of ATOS for Accelerated Reader.
Math Test Type	Set the type of items students in grades 7-12 get during a Star Math test: Enterprise (all), Algebra, or Geometry
Monitor Password - Reading Quizzes	Define the monitor password used to start and stop reading quizzes
Monitor Password - Star Tests	Define the monitor password used to start and stop Star tests
Password Requirement	Select if a monitor password is required before or after students take a quiz or Star test
Quiz Retake Restrictions	Define restrictions on when students can retake book quizzes they have previously taken



Under **Class Preferences**, click on the **Password Requirement** link.

To **disable** the monitoring password, unselect the 'Before a Star test' box, and click **Save Changes**.

To **enable** the monitoring password, select the 'Before a Star test' box, and click **Save Changes**.

Password Requirement

Select if a monitor password is required before or after students take a quiz or Star test

Settings for

Class	Setting
<input type="text" value="Class/Teacher"/>	<input checked="" type="checkbox"/> Before a Star test <input type="checkbox"/> Before book and article quizzes <input type="checkbox"/> After book and article quizzes

